



LAGUNA

FRAMES AND DOORS



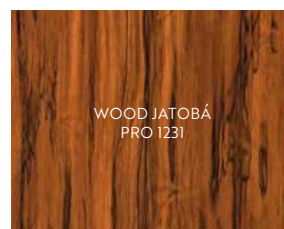


CATÁLOGO
DE CORES



PALETA DE CORES

MADEIRADOS/TEXTURIZADOS

PORTA PIVOTANTE - MODELO RIPADO - WOOD SUCUPIRA




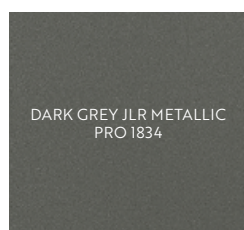
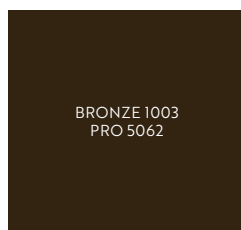
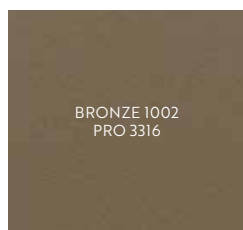
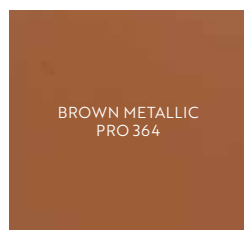
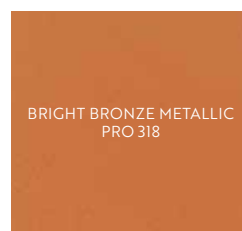


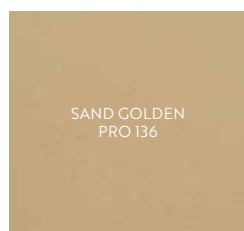
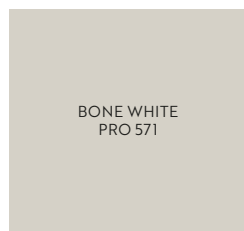
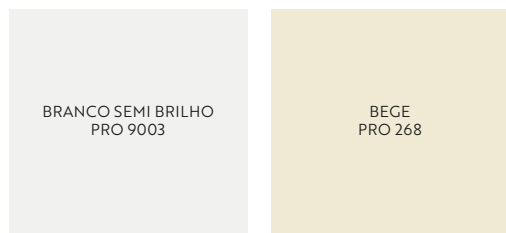
As Portas em ACM têm uma variedade de cores e acabamentos diferenciados, com pintura industrial à base de PVDF (Fluoreto de Polivinileno) - também conhecido como Kynar.

*cores e acabamentos sujeitos à verificação de disponibilidade.



PALETA DE CORES

CORES SÓLIDAS



PORTA PIVOTANTE - MODELO CAVA - PRETO SEMI BRILHO

PERSONALIZE COM EXCLUSIVIDADE

*cores e acabamentos sujeitos à verificação de disponibilidade.



PALETA DE CORES

CORES ESPECIAIS



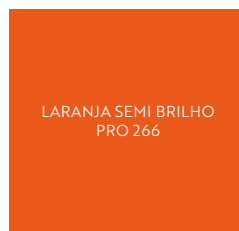
PORTA PIVOTANTE - MODELO CAVA - ANTHRACITE GREY



BRANCO ALTO BRILHO
PRO 315



AMARELO ALTO BRILHO
PRO 003



LARANJA SEMI BRILHO
PRO 266



VERMELHO ALTO BRILHO
PRO 005



VINHO SEMI BRILHO
PRO 3778



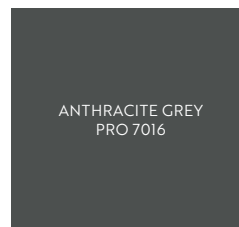
AZUL CELESTE
PRO 125



AZUL ALTO BRILHO
PRO 061



AÇO CORTEN OXIDADO
PRO 1236



ANTHRACITE GREY
PRO 7016



PRETO ALTO BRILHO
PRO 323



PRETO ULTRA FOSCO
PRO 724

**PERMITA-SE
OUSAR**

*cores e acabamentos sujeitos à verificação de disponibilidade.



PALETA DE CORES

CORES PREMIUM

EURA CORTEN
PRO 3016G10

CORTEN OXIDADO RED
PRO 2373

CONCRETO ZINC 1
PRO 3008

DARK GREY EURATEX
PRO 4631

BRUSHED SILVER
PRO 132

SILVER BRUSHED ANODIZADO
PRO 31T

* cores e acabamentos sujeitos à verificação de disponibilidade.